



**Тостер TS4P400B**

**Руководство пользователя**  
**User's manual**

Русский..... 3  
English..... 10

Благодарим вас за покупку тостера Accesstyle! Пожалуйста, внимательно прочтите это руководство и сохраните его для использования в будущем.

**Внимание!** Строго рекомендуется изучить данное руководство перед первым использованием устройства во избежание риска нанесения травмы, а также с целью правильного использования вашего нового тостера.

**ВАЖНЫЕ МЕРЫ ПРЕДОСТОРОЖНОСТИ**

- Перед подключением прибора к источнику питания убедитесь, что напряжение Вашей домашней электросети соответствует техническим характеристикам тостера.
- При извлечении вилки из розетки, всегда тяните за вилку, а не кабель.
- Регулярно проверяйте устройство и кабель на наличие повреждений. При наличии каких-либо повреждений тостер не следует использовать.
- Не используйте устройство с поврежденным шнуром питания или вилкой. С целью замены шнура питания обращайтесь в авторизованный сервисный центр.
- Некоторые части прибора в процессе работы сильно нагреваются. Не касайтесь руками горячих поверхностей во избежание появления ожогов и травм.
- Не погружайте устройство, шнур, вилку в воду и другие жидкости во избежание поражения электрическим током и получения травм.
- Отключайте устройство от сети питания, если оно не используется, а также при его очистке или обнаружении неисправности.
- Следите за тем, чтобы шнур питания не висел на краю поверхности (например, стол).
- Убедитесь, что шнур не касается горячей поверхности и острых краев.
- Не размещайте устройство рядом с нагревательными приборами.
- Используйте тостер только по назначению.
- Не помещайте в тостер металлические предметы, ломти хлеба, превышающие размеры отверстий для тостов, и другие продукты питания, кроме хлеба. Это может вызвать повреждение устройства и/или удар электрическим током.
- Держите включенное устройство в стороне от легковоспламеняющихся объектов и материалов.
- Не используйте аксессуары, не рекомендованные производителем, во избежание получения травмы, возникновения пожара и поражения электрическим током.
- Не пытайтесь достать тосты из прибора во время работы.
- Аккуратно доставайте тосты по окончании приготовления во избежание получения ожогов.
- Не поджаривайте слишком тонкие ломти хлеба.
- Не используйте прибор вне помещений.

19. Устройство не предназначено для использования детьми младше 8 лет и лицами с ограниченными физическими, сенсорными или умственными способностями, кроме случаев, когда над ними осуществляется контроль другими лицами, ответственными за их безопасность. Следите за тем, чтобы дети не играли с прибором.

20. Устройство не предназначено для управления посредством внешнего таймера или отдельной системы дистанционного управления.

21. Устройство разрешается использовать только в бытовых домашних целях, оно не предназначено для промышленного или коммерческого применения.

22. Хлеб может подгореть. Поэтому тостеры нельзя использовать рядом со шторами и другими горючими материалами. Не устанавливайте тостер рядом с легковоспламеняющимися предметами.

**Внимание!**

- Если во время приготовления тостов появился дым, немедленно нажмите кнопку «Отмена».
- Не поджаривайте тосты с ингредиентами, которые могут вытечь (например, масло).
- Не пытайтесь извлечь хлеб, застрявший в отверстиях для тостов, не отключив устройство от сети электропитания. Будьте осторожны при извлечении тостов во избежание повреждения внутреннего механизма или нагревательных элементов.
- Для поджаривания используйте ломти хлеба обычного размера.
- Всегда следите за прибором во время работы тостера.
- При первом использовании прибора может выделяться запах, который появляется от нагревательных элементов. Это не является дефектом, а сам запах безвреден. Как правило, он исчезает после 5-10 минут.

**ПЕРЕД ПЕРВЫМ ИСПОЛЬЗОВАНИЕМ**

Перед первым использованием убедитесь, что весь упаковочный материал и наклейки удалены.

При первом включении новые нагревательные элементы могут выделять специфический запах и небольшое количество дыма. Это нормальное явление и не является признаком неисправности.

Ничего не загружая в тостер, включите его, затем установите какую-либо степень поджаривания тостов. Повторите процедуру несколько раз. Дайте устройству остыть, после чего можно начать эксплуатацию устройства.

**ОБЗОР ПРИБОРА**



- Отверстия для тостов
- Рычажки включения тостера
- Регуляторы степени поджаривания тостов
- Кнопки «Отмена»
- Кнопки «Подогрев»
- Кнопки «Разморозка»
- Лотки (поддоны) для крошек (задняя часть прибора)

**ИНСТРУКЦИЯ ПО ЭКСПЛУАТАЦИИ**

- Вставьте подготовленные ломти хлеба в отверстия для тостов.

**Примечание:** перед использованием устройства убедитесь, что поддон для крошек установлен правильно.

- Подключите шнур питания к электросети.
- Установите регулятор степени обжаривания тостов в нужное положение (1-6):
  - 1-2 - лёгкое поджаривание;
  - 3-4 - среднее поджаривание;
  - 5-6 - сильное поджаривание;

**Примечание:** если прибор загружен не полностью (например, когда поджаривались с ограниченными физическими, сенсорными или умственными способностями лица до 2 тостов), то рекомендуется уменьшить номер позиции терморегулятора до 2.

**Примечание:** максимальная настройка поддуваниями при использовании подогревателя для булочек составляет 3-4.

Опустите рычаг включения до упора, постепенно нагревательные элементы начнут нагреваться.

5. По окончании приготовления рычаг автоматически вернется в исходное положение. Если Вы хотите вручную прервать процесс работы, нажмите кнопку «Отмена».

**Внимание:** не поднимайте рычаг включения вверх для остановки процесса приготовления.

6. Если Вы хотите поджарить замороженный хлеб, сначала нажмите кнопку «Разморозка», загорится индикация кнопки «Разморозка». Установите ручку терморегулятора в нужное положение, а затем опустите рычаг включения вниз до упора.

7. Если Вы хотите подогреть остывший поджаренный хлеб, сначала нажмите кнопку «Подогрев», загорится индикация кнопки «Подогрев». Опустите рычаг включения вниз до упора. Время работы тостера в режиме «Подогрев» установлено по умолчанию.

8. По завершении процесса выньте лоток для крошек и очистите его.

9. Рекомендуется два раза в неделю для охлаждения, прежде чем снова воспользоваться им.

**ОБСЛУЖИВАНИЕ И УХОД**

- Перед очисткой отключите устройство от сети и дайте ему полностью остыть. Помните, что тянуть нужно за вилку, а не шнур питания.
- Очистите корпус устройства сухой мягкой тканью. Не используйте металлические губки, а также абразивные или агрессивные чистящие средства.
- Извлеките поддон для крошек в нижней части тостера и опустошите его, после чего установите поддон на место.
- На время хранения устройства обмотайте шнур питания вокруг нижней части тостера

**Внимание:** Все остальное техническое обслуживание и ремонт должны выполняться квалифицированным специалистом.

**НАЗНАЧЕНИЕ ПРИБОРА**

Тостер — устройство, предназначенное для быстрого поджаривания плоских кусков хлеба.

**ТЕХНИЧЕСКИЕ ХАРАКТЕРИСТИКИ**

Тип	Тостер
Максимальная мощность	1630 Вт
Количество отделений для тостов	4
Материал корпуса	Металл, пластик
Функция размораживания	Есть
Функция подогрева	Есть
Функция автоотключения	Есть
Автоматическое центрирование тостов	Есть
Количество степеней обжаривания	6
Тип управления	Механическое
Кнопка отмены приготовления	Есть
Поддон для крошек	Есть
Длина шнура питания	0,75 м
Отсек для шнура	Есть
Питание	220-240 В - 50 Гц
Максимальные размеры, Ш*В*Г	333*181*298 мм
Вес нетто	2,2 кг
Основной цвет	Чёрный

**ПРАВИЛА И УСЛОВИЯ МОНТАЖА, ХРАНЕНИЯ, ПЕРЕВОЗКИ (ТРАНСПОРТИРОВКИ), РЕАЛИЗАЦИИ И УТИЛИЗАЦИИ**


- Устройство не требует какого-либо монтажа или постоянной фиксации.
- Хранение устройства должно производиться в упаковке в отапливаемых помещениях и изготовителя и потребителя при температуре воздуха от 5 °C до 40 °C и относительной влажности воздуха не более 80 %. В помещении не должно быть агрессивных примесей (паров кислот, щелочей), вызывающих коррозию.
- Перевозка устройства должна осуществляться в сухой среде.
- Устройство требует бережного обращения, берегайте его от воздействия пыли, грязи, ударов, влаги, огня и т.д.
- Реализация устройства должна производиться в соответствии с действующим законодательством РФ.
- При обнаружении неисправности устройства следует немедленно обратиться в авторизованный сервисный центр или утилизировать устройство.
- Утилизация данного изделия должна быть осуществлена согласно местным нормам и правилам по переработке отходов. Обеспечивая правильную утилизацию данного продукта, Вы помогаете предотвратить нанесение потенциального вреда окружающей среде и здоровью человека в результате неконтролируемого выброса отходов и рационально использовать материальные ресурсы. Более подробную информацию о пунктах приема и утилизации данного прибора можно получить в местных муниципальных органах или на предприятии по вывозу бытового мусора.

**УСЛОВИЯ ГАРАНТИИ ACCESSTYLE**

- Приведенные ниже условия гарантии соответствуют действующему законодательству Российской Федерации о торговле потребительскими товарами.
- Гарантийный срок на данный Продукт составляет 1 (один) год с момента первоначальной покупки.
- Срок службы продукта составляет 2 (два) года и начинается с даты покупки или, в противном случае, даты производства.
- Настоящая гарантия не распространяется на:
  - Кабели, адаптеры, различные носители (дискеты, карты памяти с программным обеспечением), футляры, удлинители, жакеты, различные держатели, папки и документы.
  - Нормальный износ или повреждение внешней поверхности продукта.
  - Дефекты, вызванные попаданием влаги, сырости, экстремальных температур, микроволновой энергии, давления, ударов, воздействия животных и насекомых, жидкостей, продуктов питания, пыли и химикатов.
  - Продукт неправильно использовался или использовался с нарушением руководства пользователя.
  - Дефекты, вызванные использованием несовместимого оборудования или аксессуаров.
- Гарантийное обслуживание осуществляется уполномоченными на то органами: авторизованными сервисными центрами, указанными на странице поддержки: <http://www.accesstyle.ru> и доступными по телефону 8-800-250-07-17. В течение гарантийного срока любые производственные дефекты устраняются бесплатно при предъявлении заполненного действующего гарантийного свидетельства и / или документов, подтверждающих покупку и дату покупки (кассовый чек). Документы должны содержать наименование модели товара, дату покупки, реквизиты торговой организации. Уполномоченный орган вправе отказать в гарантийном обслуживании при отсутствии необходимых документов.
- Гарантийный срок продлевается на срок обслуживания. Замена деталей, компонентов или всего панеля не влечет за собой новый гарантийный срок на продукт или замененные детали.
- Ни при каких обстоятельствах Производитель, Импортёр и организация, уполномоченные Импортёром, не несут ответственности за любую прямую, непрямую, случайную, особый или косвенный ущерб, включая, помимо прочего, потерю прибыли, потерю возможности использования информации или данных; затраты на восстановление информации или данных, убытки, возникшие в результате использования или невозможности использования продуктов Accesstyle, и приведшие к прерыванию коммерческой, производственной или иной деятельности.

**ПРАВИЛЬНАЯ УТИЛИЗАЦИЯ ДАННОГО ИЗДЕЛИЯ**

Чтобы предотвратить возможный вред окружающей среде или здоровью человека от неконтролируемой утилизации отходов, подходить к переработке данного изделия со всей ответственностью, чтобы способствовать надежному повторному использованию материальных ресурсов.



Thank you for purchasing Accesstyle Toaster! Please read this manual carefully and keep it for future reference. Warning! This user manual contains important safeguards. Household use only.

**IMPORTANT SAFEGUARDS**

- Before commissioning this device, please read the instruction manual carefully.
- Please keep these instructions, the guarantee certificate, the sales receipt and, if possible the carton with the inner packaging!
- The device is intended exclusively for private and not for commercial use!
- Always remove the plug from the socket whenever the device is not in use, when attaching accessory parts, cleaning the device or whenever a disturbance occurs. Switch off the device beforehand. Pull on the plug, not on the cable.
- In order to protect children from the dangers of electrical appliances, never leave them unsupervised with the device. Consequently, when selecting the location for your device, do so in such a way that children do not have access to the device. Take care to ensure that the cable does not hang down.
- Test the device and the cable regularly for damage. If there is damage of any kind, the device should not be used.
- If the supply cord is damaged, it must be replaced by the manufacturer or its service agent or a similarly qualified person in order to avoid a hazard.
- Keep the device and the cable away from heat, direct sunlight, moisture, sharp edges and suchlike.
- Never use the device unsupervised! Switch off the device whenever you are not using it, even if this is only for a moment.
- Use only original accessories.
- Do not use the device outdoors.
- Under no circumstances must the device be placed in water or other liquid, or come into contact with such. Do not use the device with wet or moist hands.
- Should the device become moist or wet, remove the mains plug from the socket immediately. Do not reach into the toaster.
- Under no circumstances must the device be placed in water or other liquid, or come into contact with such. Do not use the device with wet or moist hands.
- Should the device become moist or wet, remove the mains plug from the socket immediately. Do not reach into the toaster.
- Under no circumstances must the device be placed in water or other liquid, or come into contact with such. Do not use the device with wet or moist hands.
- Should the device become moist or wet, remove the mains plug from the socket immediately. Do not reach into the toaster.
- Under no circumstances must the device be placed in water or other liquid, or come into contact with such. Do not use the device with wet or moist hands.
- Should the device become moist or wet, remove the mains plug from the socket immediately. Do not reach into the toaster.
- Under no circumstances must the device be placed in water or other liquid, or come into contact with such. Do not use the device with wet or moist hands.
- Should the device become moist or wet, remove the mains plug from the socket immediately. Do not reach into the toaster.
- Under no circumstances must the device be placed in water or other liquid, or come into contact with such. Do not use the device with wet or moist hands.
- Should the device become moist or wet, remove the mains plug from the socket immediately. Do not reach into the toaster.
- Under no circumstances must the device be placed in water or other liquid, or come into contact with such. Do not use the device with wet or moist hands.
- Should the device become moist or wet, remove the mains plug from the socket immediately. Do not reach into the toaster.
- Under no circumstances must the device be placed in water or other liquid, or come into contact with such. Do not use the device with wet or moist hands.
- Should the device become moist or wet, remove the mains plug from the socket immediately. Do not reach into the toaster.
- Under no circumstances must the device be placed in water or other liquid, or come into contact with such. Do not use the device with wet or moist hands.
- Should the device become moist or wet, remove the mains plug from the socket immediately. Do not reach into the toaster.
- Under no circumstances must the device be placed in water or other liquid, or come into contact with such. Do not use the device with wet or moist hands.
- Should the device become moist or wet, remove the mains plug from the socket immediately. Do not reach into the toaster.
- Under no circumstances must the device be placed in water or other liquid, or come into contact with such. Do not use the device with wet or moist hands.
- Should the device become moist or wet, remove the mains plug from the socket immediately. Do not reach into the toaster.
- Under no circumstances must the device be placed in water or other liquid, or come into contact with such. Do not use the device with wet or moist hands.
- Should the device become moist or wet, remove the mains plug from the socket immediately. Do not reach into the toaster.
- Under no circumstances must the device be placed in water or other liquid, or come into contact with such. Do not use the device with wet or moist hands.
- Should the device become moist or wet, remove the mains plug from the socket immediately. Do not reach into the toaster.
- Under no circumstances must the device be placed in water or other liquid, or come into contact with such. Do not use the device with wet or moist hands.
- Should the device become moist or wet, remove the mains plug from the socket immediately. Do not reach into the toaster.
- Under no circumstances must the device be placed in water or other liquid, or come into contact with such. Do not use the device with wet or moist hands.
- Should the device become moist or wet, remove the mains plug from the socket immediately. Do not reach into the toaster.
- Under no circumstances must the device be placed in water or other liquid, or come into contact with such. Do not use the device with wet or moist hands.
- Should the device become moist or wet, remove the mains plug from the socket immediately. Do not reach into the toaster.
- Under no circumstances must the device be placed in water or other liquid, or come into contact with such. Do not use the device with wet or moist hands.
- Should the device become moist or wet, remove the mains plug from the socket immediately. Do not reach into the toaster.
- Under no circumstances must the device be placed in water or other liquid, or come into contact with such. Do not use the device with wet or moist hands.
- Should the device become moist or wet, remove the mains plug from the socket immediately. Do not reach into the toaster.
- Under no circumstances must the device be placed in water or other liquid, or come into contact with such. Do not use the device with wet or moist hands.
- Should the device become moist or wet, remove the mains plug from the socket immediately. Do not reach into the toaster.
- Under no circumstances must the device be placed in water or other liquid, or come into contact with such. Do not use the device with wet or moist hands.
- Should the device become moist or wet, remove the mains plug from the socket immediately. Do not reach into the toaster.
- Under no circumstances must the device be placed in water or other liquid, or come into contact with such. Do not use the device with wet or moist hands.
- Should the device become moist or wet, remove the mains plug from the socket immediately. Do not reach into the toaster.
- Under no circumstances must the device be placed in water or other liquid, or come into contact with such. Do not use the device with wet or moist hands.
- Should the device become moist or wet, remove the mains plug from the socket immediately. Do not reach into the toaster.
- Under no circumstances must the device be placed in water or other liquid, or come into contact with such. Do not use the device with wet or moist hands.
- Should the device become moist or wet, remove the mains plug from the socket immediately. Do not reach into the toaster.
- Under no circumstances must the device be placed in water or other liquid, or come into contact with such. Do not use the device with wet or moist hands.
- Should the device become moist or wet, remove the mains plug from the socket immediately. Do not reach into the toaster.
- Under no circumstances must the device be placed in water or other liquid, or come into contact with such. Do not use the device with wet or moist hands.
- Should the device become moist or wet, remove the mains plug from the socket immediately. Do not reach into the toaster.
- Under no circumstances must the device be placed in water or other liquid, or come into contact with such. Do not use the device with wet or moist hands.
- Should the device become moist or wet, remove the mains plug from the socket immediately. Do not reach into the toaster.
- Under no circumstances must the device be placed in water or other liquid, or come into contact with such. Do not use the device with wet or moist hands.
- Should the device become moist or wet, remove the mains plug from the socket immediately. Do not reach into the toaster.
- Under no circumstances must the device be placed in water or other liquid, or come into contact with such. Do not use the device with wet or moist hands.
- Should the device become moist or wet, remove the mains plug from the socket immediately. Do not reach into the toaster.
- Under no circumstances must the device be placed in water or other liquid, or come into contact with such. Do not use the device with wet or moist hands.
- Should the device become moist or wet, remove the mains plug from the socket immediately. Do not reach into the toaster.
- Under no circumstances must the device be placed in water or other liquid, or come into contact with such. Do not use the device with wet or moist hands.
- Should the device become moist or wet, remove the mains plug from the socket immediately. Do not reach into the toaster.
- Under no circumstances must the device be placed in water or other liquid, or come into contact with such. Do not use the device with wet or moist hands.
- Should the device become moist or wet, remove the mains plug from the socket immediately. Do not reach into the toaster.
- Under no circumstances must the device be placed in water or other liquid, or come into contact with such. Do not use the device with wet or moist hands.
- Should the device become moist or wet, remove the mains plug from the socket immediately. Do not reach into the toaster.
- Under no circumstances must the device be placed in water or other liquid, or come into contact with such. Do not use the device with wet or moist hands.
- Should the device become moist or wet, remove the mains plug from the socket immediately. Do not reach into the toaster.
- Under no circumstances must the device be placed in water or other liquid, or come into contact with such. Do not use the device with wet or moist hands.
- Should the device become moist or wet, remove the mains plug from the socket immediately. Do not reach into the toaster.
- Under no circumstances must the device be placed in water or other liquid, or come into contact with such. Do not use the device with wet or moist hands.
- Should the device become moist or wet, remove the mains plug from the socket immediately. Do not reach into the toaster.
- Under no circumstances must the device be placed in water or other liquid, or come into contact with such. Do not use the device with wet or moist hands.
- Should the device become moist or wet, remove the mains plug from the socket immediately. Do not reach into the toaster.
- Under no circumstances must the device be placed in water or other liquid, or come into contact with such. Do not use the device with wet or moist hands.
- Should the device become moist or wet, remove the mains plug from the socket immediately. Do not reach into the toaster.
- Under no circumstances must the device be placed in water or other liquid, or come into contact with such. Do not use the device with wet or moist hands.
- Should the device become moist or wet, remove the mains plug from the socket immediately. Do not reach into the toaster.
- Under no circumstances must the device be placed in water or other liquid, or come into contact with such. Do not use the device with wet or moist hands.
- Should the device become moist or wet, remove the mains plug from the socket immediately. Do not reach into the toaster.
- Under no circumstances must the device be placed in water or other liquid, or come into contact with such. Do not use the device with wet or moist hands.
- Should the device become moist or wet, remove the mains plug from the socket immediately. Do not reach into the toaster.
- Under no circumstances must the device be placed in water or other liquid, or come into contact with such. Do not use the device with wet or moist hands.
- Should the device become moist or wet, remove the mains plug from the socket immediately. Do not reach into the toaster.
- Under no circumstances must the device be placed in water or other liquid, or come into contact with such. Do not use the device with wet or moist hands.
- Should the device become moist or wet, remove the mains plug from the socket immediately. Do not reach into the toaster.
- Under no circumstances must the device be placed in water or other liquid, or come into contact with such. Do not use the device with wet or moist hands.
- Should the device become moist or wet, remove the mains plug from the socket immediately. Do not reach into the toaster.
- Under no circumstances must the device be placed in water or other liquid, or come into contact with such. Do not use the device with wet or moist hands.
- Should the device become moist or wet, remove the mains plug from the socket immediately. Do not reach into the toaster.
- Under no circumstances must the device be placed in water or other liquid, or come into contact with such. Do not use the device with wet or moist hands.
- Should the device become moist or wet, remove the mains plug from the socket immediately. Do not reach into the toaster.
- Under no circumstances must the device be placed in water or other liquid, or come into contact with such. Do not use the device with wet or moist hands.
- Should the device become moist or wet, remove the mains plug from the socket immediately. Do not reach into the toaster.
- Under no circumstances must the device be placed in water or other liquid, or come into contact with such. Do not use the device with wet or moist hands.
- Should the device become moist or wet, remove the mains plug from the socket immediately. Do not reach into the toaster.
- Under no circumstances must the device be placed in water or other liquid, or come into contact with such. Do not use the device with wet or moist hands.
- Should the device become moist or wet, remove the mains plug from the socket immediately. Do not reach into the toaster.
- Under no circumstances must the device be placed in water or other liquid, or come into contact with such. Do not use the device with wet or moist hands.
- Should the device become moist or wet, remove the mains plug from the socket immediately. Do not reach into the toaster.
- Under no circumstances must the device be placed in water or other liquid, or come into contact with such. Do not use the device with wet or moist hands.
- Should the device become moist or wet, remove the mains plug from the socket immediately. Do not reach into the toaster.
- Under no circumstances must the device be placed in water or other liquid, or come into contact with such. Do not use the device with wet or moist hands.
- Should the device become moist or wet, remove the mains plug from the socket immediately. Do not reach into the toaster.
- Under no circumstances must the device be placed in water or other liquid, or come into contact with such. Do not use the device with wet or moist hands.
- Should the device become moist or wet, remove the mains plug from the socket immediately. Do not reach into the toaster.
- Under no circumstances must the device be placed in water or other liquid, or come into contact with such. Do not use the device with wet or moist hands.
- Should the device become moist or wet, remove the mains plug from the socket immediately. Do not reach into the toaster.
- Under no circumstances must the device be placed in water or other liquid, or come into contact with such. Do not use the device with wet or moist hands.
- Should the device become moist or wet, remove the mains plug from the socket immediately. Do not reach into the toaster.
- Under no circumstances must the device be placed in water or other liquid, or come into contact with such. Do not use the device with wet or moist hands.
- Should the device become moist or wet, remove the mains plug from the socket immediately. Do not reach into the toaster.
- Under no circumstances must the device be placed in water or other liquid, or come into contact with such. Do not use the device with wet or moist hands.
- Should the device become moist or wet, remove the mains plug from the socket immediately. Do not reach into the toaster.
- Under no circumstances must the device be placed in water or other liquid, or come into contact with such. Do not use the device with wet or moist hands.
- Should the device become moist or wet, remove the mains plug from the socket immediately. Do not reach into the toaster.
- Under no circumstances must the device be placed in water or other liquid, or come into contact with such. Do not use the device with wet or moist hands.
- Should the device become moist or wet, remove the mains plug from the socket immediately. Do not reach into the toaster.
- Under no circumstances must the device be placed in water or other liquid, or come into contact with such. Do not use the device with wet or moist hands.
- Should the device become moist or wet, remove the mains plug from the socket immediately. Do not reach into the toaster.
- Under no circumstances must the device be placed in water or other liquid, or come into contact with such. Do not use the device with wet or moist hands.
- Should the device become moist or wet, remove the mains plug from the socket immediately. Do not reach into the toaster.
- Under no circumstances must the device be placed in water or other liquid, or come into contact with such. Do not use the device with wet or moist hands.
- Should the device become moist or wet, remove the mains plug from the socket immediately. Do not reach into the toaster.
- Under no circumstances must the device be placed in water or other liquid, or come into contact with such. Do not use the device with wet or moist hands.
- Should the device become moist or wet, remove the mains plug from the socket immediately. Do not reach into the toaster.
- Under no circumstances must the device be placed in water or other liquid, or come into contact with such. Do not use the device with wet or moist hands.
- Should the device become moist or wet, remove the mains plug from the socket immediately. Do not reach into the toaster.
- Under no circumstances must the device be placed in water or other liquid, or come into contact with such. Do not use the device with wet or moist hands.
- Should the device become moist or wet, remove the mains plug from the socket immediately. Do not reach into the toaster.
- Under no circumstances must the device be placed in water or other liquid, or come into contact with such. Do not use the device with wet or moist hands.
- Should the device become moist or wet, remove the mains plug from the socket immediately. Do not reach into the toaster.
- Under no circumstances must the device be placed in water or other liquid, or come into contact with such. Do not use the device with wet or moist hands.
- Should the device become moist or wet, remove the mains plug from the socket immediately. Do not reach into the toaster.
- Under no circumstances must the device be placed in water or other liquid, or come into contact with such. Do not use the device with wet or moist hands.
- Should the device become moist or wet, remove the mains plug from the socket immediately. Do not reach into the toaster.
- Under no circumstances must the device be placed in water or other liquid, or come into contact with such. Do not use the device with wet or moist hands.
- Should the device become moist or wet, remove the mains plug from the socket immediately. Do not reach into the toaster.
- Under no circumstances must the device be placed in water or other liquid, or come into contact with such. Do not use the device with wet or moist hands.
- Should the device become moist or wet, remove the mains plug from the socket immediately. Do not reach into the toaster.
- Under no circumstances must the device be placed in water or other liquid, or come into contact with such. Do not use the device with wet or moist hands.
- Should the device become moist or wet, remove the mains plug from the socket immediately. Do not reach into the toaster.
- Under no circumstances must the device be placed in water or other liquid, or come into contact with such. Do not use the device with wet or moist hands.
- Should the device become moist or wet, remove the mains plug from the socket immediately. Do not reach into the toaster.
- Under no circumstances must the device be placed in water or other liquid, or come into contact with such. Do not use the device with wet or moist hands.
- Should the device become moist or wet, remove the mains plug from the socket immediately. Do not reach into the toaster.
- Under no circumstances must the device be placed in water or other liquid, or come into contact with such. Do not use the device with wet or moist hands.
- Should the device become moist or wet, remove the mains plug from the socket immediately. Do not reach into the toaster.
- Under no circumstances must the device be placed in water or other liquid, or come into contact with such. Do not use the device with wet or moist hands.
- Should the device become moist or wet, remove the mains plug from the socket immediately. Do not reach into the toaster.
- Under no circumstances must the device be placed in water or other liquid, or come into contact with such. Do not use the device with wet or moist hands.
- Should the device become moist or wet, remove the mains plug from the socket immediately. Do not reach into the toaster.
- Under no circumstances must the device be placed in water or other liquid, or come into contact with such. Do not use the device with wet or moist hands.
- Should the device become moist or wet, remove the mains plug from the socket immediately. Do not reach into the toaster.
- Under no circumstances must the device be placed in water or other liquid, or come into contact with such. Do not use the device with wet or moist hands.
- Should the device become moist or wet, remove the mains plug from the socket immediately. Do not reach into the toaster.
- Under no circumstances must the device be placed in water or other liquid, or come into contact with such. Do not use the device with wet or moist hands.
- Should the device become moist or wet, remove the mains plug from the socket immediately. Do not reach into the toaster.
- Under no circumstances must the device be placed in water or other liquid, or come into contact with such. Do not use the device with wet or moist hands.
- Should the device become moist or wet, remove the mains plug from the socket immediately. Do not reach into the toaster.
- Under no circumstances must the device be placed in water or other liquid, or come into contact with such. Do not use the device with wet or moist hands.
- Should the device become moist or wet, remove the mains plug from the socket immediately. Do not reach into the toaster.
- Under no circumstances must the device be placed in water or other liquid, or come into contact with such. Do not use the device with wet or moist hands.
- Should the device become moist or wet, remove the mains plug from the socket immediately. Do not reach into the toaster.
- Under no circumstances must the device be placed in water or other liquid, or come into contact with such. Do not use the device with wet or moist hands.
- Should the device become moist or wet, remove the mains plug from the socket immediately. Do not reach into the toaster.
- Under no circumstances must the device be placed in water or other liquid, or come into contact with such. Do not use the device with wet or moist hands.
- Should the device become moist or wet, remove the mains plug from the socket immediately. Do not reach into the toaster.
- Under no circumstances must the device be placed in water or other liquid, or come into contact with such. Do not use the device with wet or moist hands.
- Should the device become moist or wet, remove the mains plug from the socket immediately. Do not reach into the toaster.
- Under no circumstances must the device be placed in water or other liquid, or come into contact with such. Do not use the device with wet or moist hands.
- Should the device become moist or wet, remove the mains plug from the socket immediately. Do not reach into the toaster.
- Under no circumstances must the device be placed in water or other liquid, or come into contact with such. Do not use the device with wet or moist hands.
- Should the device become moist or wet, remove the mains plug from the socket immediately. Do not reach into the toaster.
- Under no circumstances must the device be placed in water or other liquid, or come into contact with such. Do not use the device with wet or moist hands.
- Should the device become moist or wet, remove the mains plug from the socket immediately. Do not reach into the toaster.
- Under no circumstances must the device be placed in water or other liquid, or come into contact with such. Do not use the device with wet or moist hands.
- Should the device become moist or wet, remove the mains plug from the socket immediately. Do not reach into the toaster.
- Under no circumstances must the device be placed in water or other liquid, or come into contact with such. Do not use the device with wet or moist hands.
- Should the device become moist or wet, remove the mains plug from the socket immediately. Do not reach into the toaster.
- Under no circumstances must the device be placed in water or other liquid, or come into contact with such. Do not use the device with wet or moist hands.
- Should the device become moist or wet, remove the mains plug from the socket immediately. Do not reach into the toaster.
- Under no circumstances must the device be placed in water or other liquid, or come into contact with such. Do not use the device with wet or moist hands.
- Should the device become moist or wet, remove the mains plug from the socket immediately. Do not reach into the toaster.
- Under no circumstances must the device be placed in water or other liquid, or come into contact with such. Do not use the device with wet or moist hands.
- Should the device become moist or wet, remove the mains plug from the socket immediately. Do not reach into the toaster.
- Under no circumstances must the device be placed in water or other liquid, or come into contact with such. Do not use the device with wet or moist hands.
- Should the device become moist or wet, remove the mains plug from the socket immediately. Do not reach into the toaster.
- Under no circumstances must the device be placed in water or other liquid, or come into contact with such. Do not use the device with wet or moist hands.
- Should the device become moist or wet, remove the mains plug from the socket immediately. Do not reach into the toaster.
- Under no circumstances must the device be placed in water or other liquid, or come into contact with such. Do not use the device with wet or moist hands.
- Should the device become moist or wet, remove the mains plug from the socket immediately. Do not reach into the toaster.
- Under no circumstances must the device be placed in water or other liquid, or come into contact with such. Do not use the device with wet or moist hands.
- Should the device become moist or wet, remove the mains plug from the socket immediately. Do not reach into the toaster.
- Under no circumstances must the device be placed in water or other liquid, or come into contact with such. Do not use the device with wet or moist hands.
- Should the device become moist or wet, remove the mains plug from the socket immediately. Do not reach into the toaster.
- Under no circumstances must the device be placed in water or other liquid, or come into contact with such. Do not use the device with wet or moist hands.
- Should the device become moist or wet, remove the mains plug from the socket immediately. Do not reach into the toaster.
- Under no circumstances must the device be placed in water or other liquid, or come into contact with such. Do not use the device with wet or moist hands.
- Should the device become moist or wet, remove the mains plug from the socket immediately. Do not reach into the toaster.
- Under no circumstances must the device be placed in water or other liquid, or come into contact with such. Do not use the device with wet or moist hands.
- Should the device become moist or wet, remove the mains plug from the socket immediately. Do not reach into the toaster.
- Under no circumstances must the device be placed in water or other liquid, or come into contact with such. Do not use the device with wet or moist hands.
- Should the device become moist or wet, remove the mains plug from the socket immediately. Do not reach into the toaster.
- Under no circumstances must the device be placed in water or other liquid, or come into contact with such. Do not use the device with wet or moist hands.
- Should the device become moist or wet, remove the mains plug from the socket immediately. Do not reach into the toaster.
- Under no circumstances must the device be placed in water or other liquid, or come into contact with such. Do not use the device with wet or moist hands.
- Should the device become moist or wet, remove the mains plug from the socket immediately. Do not reach into the toaster.
- Under no circumstances must the device be placed in water or other liquid, or come into contact with such. Do not use the device with wet or moist hands.
- Should the device become moist or wet, remove the mains plug from the socket immediately. Do not reach into the toaster.
- Under no circumstances must the device be placed in water or other liquid, or come into contact with such. Do not use the device with wet or moist hands.
- Should the device become moist or wet, remove the mains plug from the socket immediately. Do not reach into the toaster.
- Under no circumstances must the device be placed in water or other liquid, or come into contact with such. Do not use the device with wet or moist hands.
- Should the device become moist or wet, remove the mains plug from the socket immediately. Do not reach into the toaster.
- Under no circumstances must the device be placed in water or other liquid, or come into contact with such. Do not use the device with wet or moist hands.
- Should the device become moist or wet, remove the mains plug from the socket immediately. Do not reach into the toaster.
- Under no circumstances must the device be placed in water or other liquid, or come into contact with such. Do not use the device with wet or moist hands.
- Should the device become moist or wet, remove the mains plug from the socket immediately. Do not reach into the toaster.
- Under no circumstances must the device be placed in water or other liquid, or come into contact with such. Do not use the device with wet or moist hands.
- Should the device become moist or wet, remove the mains plug from the socket immediately. Do not reach into the toaster.
- Under no circumstances must the device be placed in water or other liquid, or come into contact with such. Do not use the device with wet or moist hands.
- Should the device become moist or wet, remove the mains plug from the socket immediately. Do not reach into the toaster.
- Under no circumstances must the device be placed in water or other liquid, or come into contact with such. Do not use the device with wet or moist hands.
- Should the device become moist or wet, remove the mains plug from the socket immediately. Do not reach into the toaster.
- Under no circumstances must the device be placed in water or other liquid, or come into contact with such. Do not use the device with wet or moist hands.
- Should the device become moist or wet, remove the mains plug from the socket immediately. Do not reach into the toaster.
- Under no circumstances must the device be placed in water or other liquid, or come into contact with such. Do not use the device with wet or moist hands.
- Should the device become moist or wet, remove the mains plug from the socket immediately. Do not reach into the toaster.
- Under no circumstances must the device be placed in water or other liquid, or come into contact with such. Do not use the device with wet or moist hands.
- Should the device become moist or wet, remove the mains plug from the socket immediately. Do not reach into the toaster.
- Under no circumstances must the device be placed in water or other liquid, or come into contact with such. Do not use the device with wet or moist hands.
- Should the device become moist or wet, remove the mains plug from the socket immediately. Do not reach into the toaster.
- Under no circumstances must the device be placed in water or other liquid, or come into contact with such. Do not use the device with wet or moist hands.
- Should the device become moist or wet, remove the mains plug from the socket immediately. Do not reach into the toaster.
- Under no circumstances must the device be placed in water or other liquid, or come into contact with such. Do not use the device with wet or moist hands.
- Should the device become moist or wet, remove the mains plug from the socket immediately. Do not reach into the toaster.
- Under no circumstances must the device be placed in water or other liquid, or come into contact with such. Do not use the device with wet or moist hands.
- Should the device become moist or wet, remove the mains plug from the socket immediately. Do not reach into the toaster.
- Under no circumstances must the device be placed in water or other liquid, or come into